


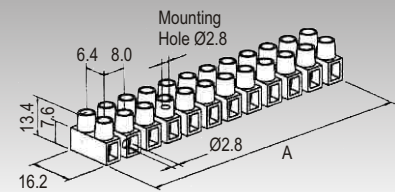




MULTIWAY STRIP CONNECTORS

These strip connectors feature tubular screw clamps and wire protectors which are actuated by a screw. They are available in 2.5, 4 & 6 sq.mm. sizes and are compact & ideal for small spaces. They can be used as free floating connectors or as panel mounted terminal blocks. Available in standard 12-pole strips these can be easily cut into combinations of smaller number of poles. Controlwell also offers pre-cut strips of any number of poles less than 12.


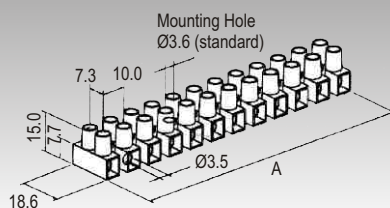
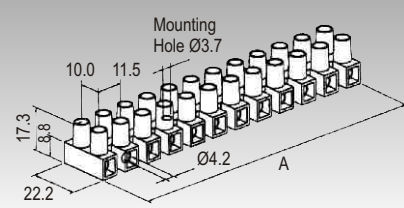






MW2NP / MW2P



Width x Height		16.2 x 13.4 mm
Wire Clamping Range	With Wire Protector Without Wire Protector	1 - 2.5 mm ² 1 - 4 mm ² (Rigid Wire)
Wire Stripping Length		5 mm
Nominal Voltage		450 V
Rated Current	With Wire Protector Without Wire Protector	24 A 32 A
Recommended Tightening Torque		0.4 Nm
Housing Material		Polyamide 66
Insert Material		Galvanized Brass
Screw Material & Size		Galvanized Steel & M2.6
Max. Ambient Temperature	If Used in 2, 3 or 4 Pole configuration If Used in 6 or 12 Pole configuration	110° C 85° C
Approvals		CE  

Ordering Information	Without Wire Protector		With Wire Protector		Length A
	Cat. No.	Std. Pkg.	Cat. No.	Std. Pkg.	
2 Pole	MW2NP02	300	MW2P02	300	13.6
3 Pole	MW2NP03	200	MW2P03	200	21.6
4 Pole	MW2NP04	150	MW2P04	150	29.6
6 Pole	MW2NP06	100	MW2P06	100	45.6
12 Pole	MW2NP12	50	MW2P12	50	93.6

**MW4NP / MW4P****MW6NP / MW6P**

Width x Height		18.6 x 15 mm	22.2 x 17.3 mm
Wire Clamping Range	With Wire Protector Without Wire Protector	0.5 - 4 mm ² 0.5 - 6 mm ² (Rigid Wire)	0.5 - 6 mm ² 0.5 - 10 mm ² (Rigid Wire)
Wire Stripping Length		6 mm	7.5 mm
Nominal Voltage		450 V	450 V
Rated Current	With Wire Protector Without Wire Protector	32 A 41 A	41 A 57 A
Recommended Tightening Torque		0.5 Nm	0.8 Nm
Housing Material		Polyamide 66	Polyamide 66
Insert Material		Galvanized Brass	Galvanized Brass
Screw Material & Size		Galvanized Steel & M3	Galvanized Steel & M3.5
Max. Ambient Temperature	If Used in 2, 3 or 4 Pole configuration If Used in 6 or 12 Pole configuration	110° C 85° C	110° C 85° C
Approvals		CE  	CE  

Ordering Information	Without Wire Protector		With Wire Protector		Length A	Without Wire Protector		With Wire Protector		Length A
	Cat. No.	Std. Pkg.	Cat. No.	Std. Pkg.		Cat. No.	Std. Pkg.	Cat. No.	Std. Pkg.	
2 Pole	MW4NP02	150	MW4P02	150	16.3	MW6NP02	150	MW6P02	150	18.7
3 Pole	MW4NP03	100	MW4P03	100	26.3	MW6NP03	100	MW6P03	100	30.1
4 Pole	MW4NP04	75	MW4P04	75	36.4	MW6NP04	75	MW6P04	75	41.5
6 Pole	MW4NP06	50	MW4P06	50	58.5	MW6NP06	50	MW6P06	50	66.3
12 Pole	MW4NP12	25	MW4P12	25	117.0	MW6NP12	25	MW6P12	25	132.7